REGULAR DISPLAY AND BUTTON OPERATION

E-01

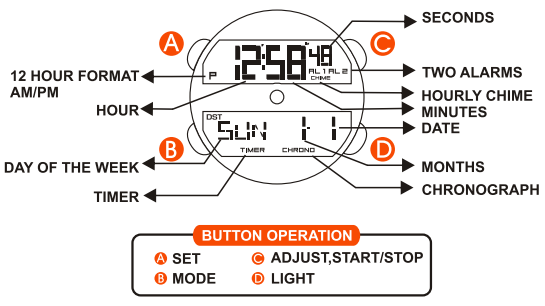

BUTTON OPERATION

- Ⓐ SET
- Ⓑ MODE
- Ⓒ ADJUST,START/STOP
- Ⓓ LIGHT

HOW TO CHANGE THE DISPLAY MODE

E-02

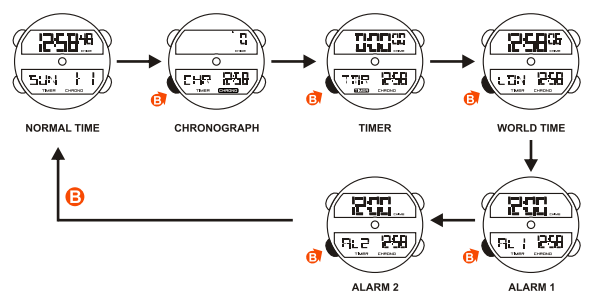

HOW TO USE EL LIGHT

E-03

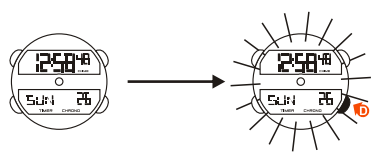

NOTE:

1. This watch features an electro-luminescent (EL) backlight, watch tends to lose illuminating power after very long use.
2. The illumination provided by backlight may hard to see under direct sunlight.

HOW TO SET NORMAL TIME

E-04

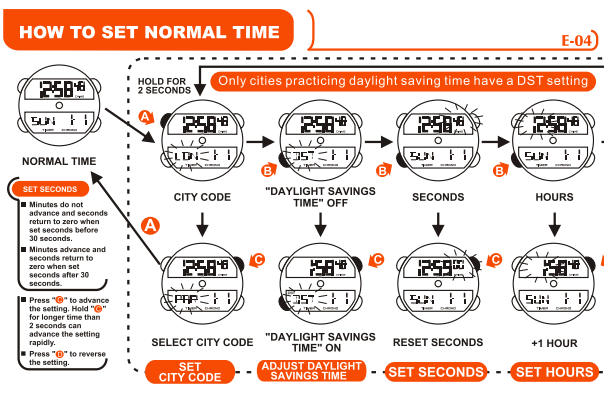

HOW TO SET NORMAL TIME

E-05

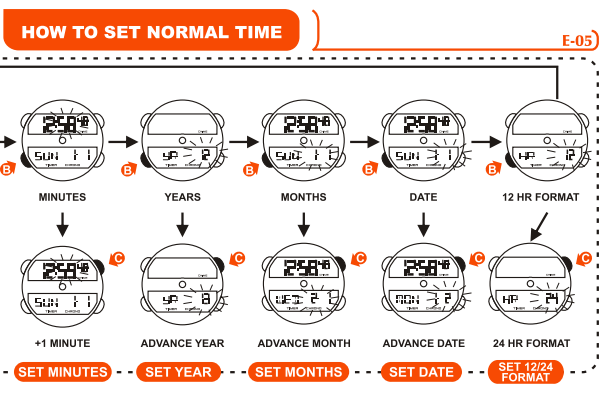

HOW TO SET ALARM TIME

E-06

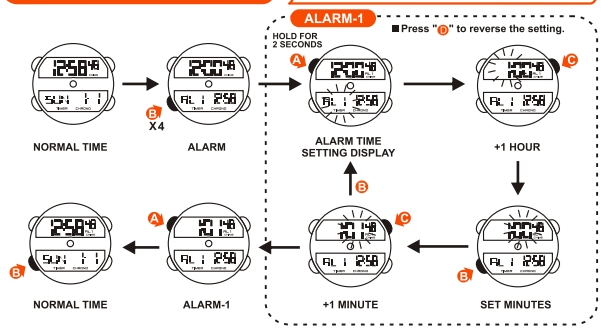

HOW TO SET ALARM TIME

E-07

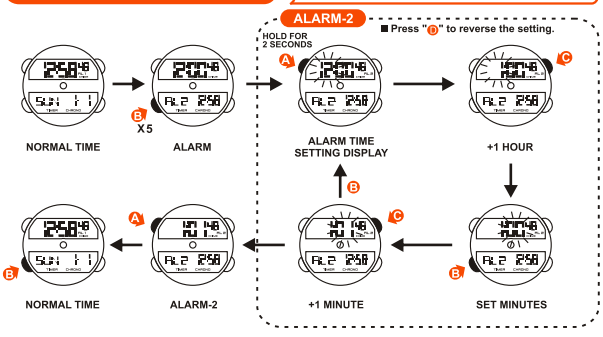

HOW TO USE ALARM-1 AND CHIME DISPLAY

E-08

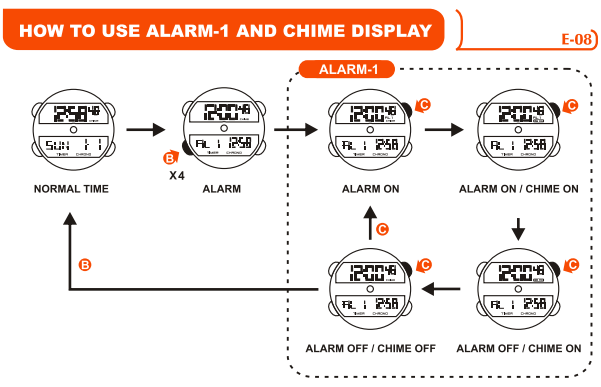

HOW TO SET ALARM-2 DISPLAY

E-09

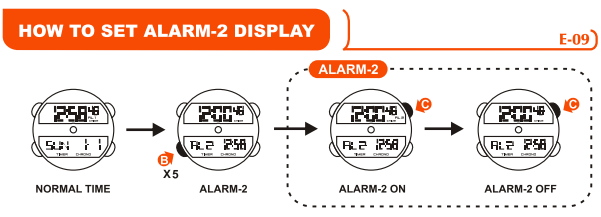

HOW TO SET THE CHRONOGRAPH

E-10

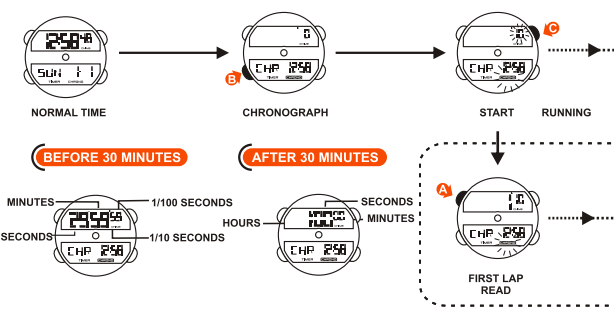

HOW TO SET THE CHRONOGRAPH

E-11

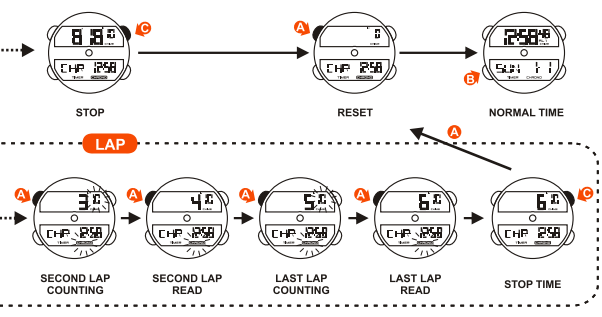

HOW TO SET TIMER

E-12

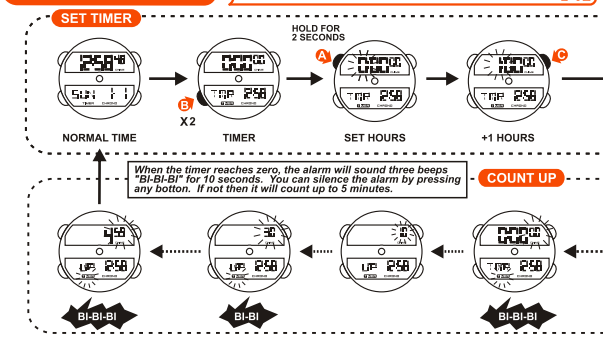

HOW TO SET TIMER

E-13

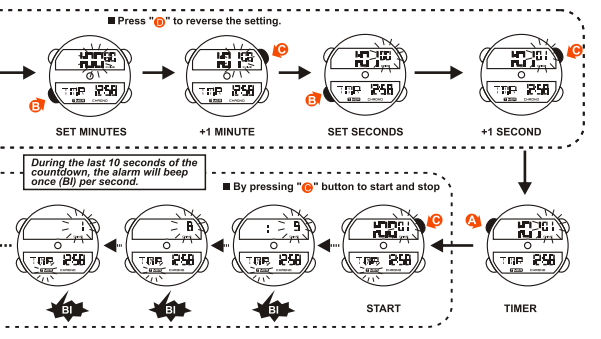

HOW TO SET WORLD TIME

E-14

Only cities practicing daylight saving time have a DST setting

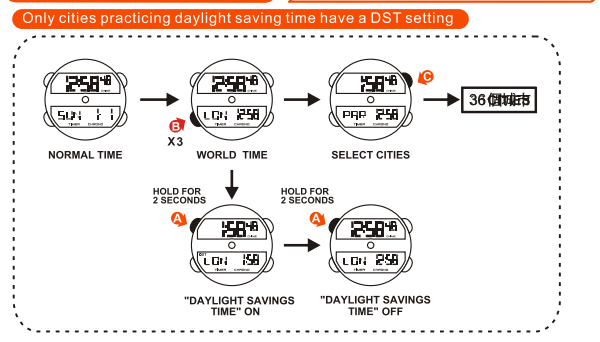

HOW TO SET WORLD TIME

E-15

36 city names (x represents no daylight saving time, v represents a selectable daylight saving time function)

GMT Difference	-11	-10	-9	-8	-7	-6	-5	-4	-3	-2	-1	0	0	1	1	2	2	2
CITY CODE	PPG	HNL	ANC	LAX	DEN	CHI	NYC	CCS	RIO	-2	RAI	GMT	LON	PAR	BER	ATH	CAI	JRS
DAYLIGHT SAVINGS TIME	X	X	V	V	V	V	V	X	V	X	X	X	V	V	V	V	V	V
CITY NAME	Samoa	Honolulu	Anchorage	Los AngeL	Denver	Chicago	New York	Caracas	Rio De Janeiro		Praia	Greenwich	London	Paris	Berlin	Athens	Cairo	Jerusalem

GMT Difference	3	3	3.5	4	4.5	5	5.5	6	6.5	7	8	8	9	9	9.5	10	11	12
CITY CODE	JED	MOW	THR	DXB	KBL	KHI	DEL	DAC	RGN	BKK	HKG	BJS	SEL	TYO	ADL	SYD	NOU	WLG
DAYLIGHT SAVINGS TIME	X	V	X	X	X	X	X	X	X	X	X	X	X	X	V	V	X	V
CITY NAME	Jeddah	Moscow	Tehran	Dubai	Kabul	Karachi	Delhi	Dacca	Yangon	Bangkok	Hong Kong	Beijing	Seoul	Tokyo	Adelaide	Sydney	Noumea	Wellington

CARE OF YOUR WATCH

E-16

1. This watch contains precise electronic components. Never attempt to open the case or remove the back cover.
2. Do not operate buttons while underwater, or while swimming or diving.
3. Should water or condensation appear in the watch, immediately have the watch checked. Water can corrode electronic parts inside the case.
4. Avoid severe impact: The watch is designed to with stand impact under normal use. Do not subject it to severe impacts or rough usage, and do not drop it onto hard surfaces.
5. Avoid exposing the watch to temperature extremes.
6. Clean the watch with a soft cloth and clean water only. Avoid using chemicals, especially soap.
7. Keep your watch away from strong electric field and static electricity.

GUARANTEE CERTIFICATE
CERTIFICAT DE GARANTIE

MODEL:
MODELE: _____

DATE OF PURCHASE:
DATE D'ACHAT: _____

OFFICE DEALER STAMP:
TAMPON DU DETAILLANT OFFICIEL:

9950-22020EN010

FEATURES AND SPECIFICATIONS

E-17

1. Standard display mode: Hours, Minutes, Seconds, Day of the week, Date, Months.
2. Function:
   * Year, Month, Date AM/PM and Electro-Luminescent light.
   * Alarm function with buzzer signal output.
   * Chronograph function with lap opertaion.
   * Hourly chime.
   * 12/24 hour format switch option.
   * World Time.
   * Timer.
   * Second time zone.
3. Accuracy at normal temperature (25℃): ±30 seconds a month.
4. Normal operating temperature range: 10℃ ~ 40℃.